
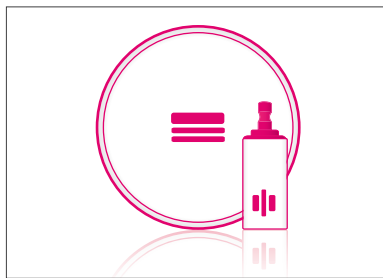
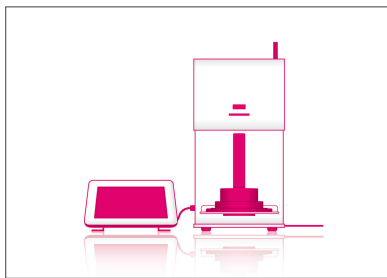
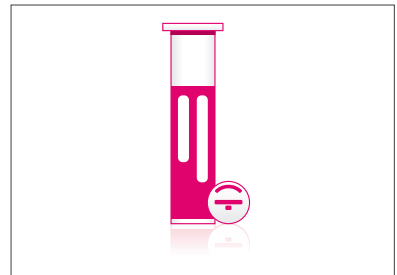
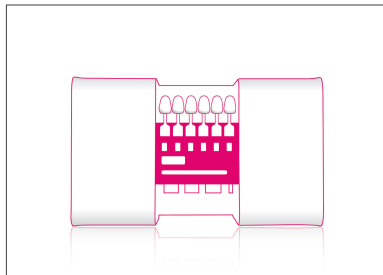


VITA Compendium

March 2019

Shade determination



VITA – perfect match.

VITA



VITA – perfect match.

VITA

VITA Easyshade® V

Perfect shade determination, maximum reliability



Product description

The VITA Easyshade V digital spectrophotometer was developed for precise, fast and reliable shade determination of natural teeth and ceramic restorations.

- **Precise and reproducible tooth shade determination in seconds**, thanks to the latest measuring technology
- **Objective and reliable measurements**, due to the LED technology that is unaffected by ambient conditions
- **Reliable and economical**, thanks to precise tooth shade information in VITA the shade standards for reliable shade reproduction and reduced shade corrections
- **Simple and intuitive**, thanks to the easy-to-use touchscreen and software
- **Efficient, digital communication** for exchanging information about tooth shade and images between the dental practice and the laboratory

Thanks to the convenient mobileAssist app, transferring tooth shade information between the practice and the laboratory is easy and efficient. The data from VITA Easyshade V is wirelessly transmitted to the app via an internal Bluetooth interface and can be combined with a patient photo and sent through e-mail. All of the relevant tooth shade information and patient photos can be sent conveniently from a smartphone or tablet.

System compatibility

VITA Assist

VITA Assist. Professional tooth shade communication and documentation for the dental practice and laboratory

With VITA Assist, tooth shades determined by the VITA Easyshade are recorded and communicated professionally. The Windows-based PC software combines digital patient photos with all relevant patient tooth shade information. At the same time, it allows for the case documentation and provides the basis for efficient exchange between the dental practice and laboratory.

recommended combinations

VITA mobileAssist


VITA Easyshade® V

Technical data

- Spectrophotometer, measurement range 400 - 700 nm
- Inductive charging concept with long-life AA batteries
- Output of all tooth shades in the established standard shade systems VITA classical A1-D4 and VITA SYSTEM 3D-MASTER, as well as indication of the VITABLOCS shades and bleached index, in accordance with the American Dental Association
- Display of lab and LCh values
- Bluetooth interface for wireless communication with the VITA Assist PC software and VITA mobileAssist app

VITA Easyshade® V products

VITA Easyshade®

Description		Prod. no.
VITA Easyshade V, 100-230V * Content: 1 Easyshade V Base Unit 1 Easyshade V Handpiece 1 Main power lead 2 Rechargeable NIMH battery 1 Infection control shield (18 pcs.) 1 CD VITA Assist (ShadeAssist + ToothConfigurator Demo) 1 USB Bluetooth module 1 Operating Manual and Quick User Guide		DEASY5

VITA Assist

VITA Assist



Product description

The VITA Assist software currently combines the **VITA ShadeAssist** and **VITA ToothConfigurator** modules.

With VITA Assist, tooth shades determined by the VITA Easyshade are recorded and communicated professionally. The Windows-based PC software combines digital patient photos with all relevant patient tooth shade information. At the same time, it allows for the case documentation and provides the basis for intensive exchange between the dental practice and laboratory.

VITA Assist. Professional tooth shade communication and documentation for the dental practice and laboratory

VITA Assist actively supports the selection of appropriate CAD/CAM materials, in the layering of ceramic restorations and in the fabrication of complex restoration solutions, even for the most difficult cases. You will benefit from features such as:

- Wireless transmission of VITA Easyshade data
- Professional post-processing of patient photos for optimum documentation
- Integration option for digital X-ray images, detailed photos and contour images
- Versatile comment functions
- Active support functions for the selection of the most appropriate materials for each individual case

VITA ShadeAssist

- **Perfect interface** between the dental practice and laboratory
- **Allows the shade to be communicated without errors**
- In doing so, it **minimizes the costs** for sustainable shade determination and corrections

VITA ToothConfigurator

- **Interactive consultation module**
- **Includes the patient** in planning the implant

Scope of full and light versions

- Light version (Contains the VITA ShadeAssist and a demo version of the VITA ToothConfigurator)
- Full version (Contains the VITA ShadeAssist and the VITA ToothConfigurator)

VITA Assist products

VITA Assist

Description	Prod. no.
VITA Assist Set (Full Version, german)	DASSISTSETD05
VITA Assist Set (Full version, english)	DASSISTSETE05
VITA Assist Set (Full Version, french)	DASSISTSETF05
VITA Assist Set (Full Version, italian)	DASSISTSETI05
VITA Assist Set (Full Version, spanish)	DASSISTSETSP05
VITA Assist Set (Full Version, Spanisch)	DASSISTSETSP5

Accessories



Product description

Infection control shield

- **Hygienic infection control shield** for single use

Transport case

- **Secure transport** of the VITA Easyshade® V thanks to the handy case

Produktteaser (Text)

For safe hygiene and transport

Produktteaser (Hover)

Protective shield for hygienic use and case for safe transport

Accessories products

Accessories VITA Easyshade®

Description	Prod. no.
VITA Easyshade V Protective caps, 9 x 18 pcs.	D58000S
Transport case for VITA Easyshade V	DEASY5K

VITA classical A1-D4® shade guide



Product description

The VITA classical A1 – D4 shade guide serves to accurately determine tooth shade.

The arrangement of the shades in the VITA classical family of shades is as follows:

- A1 - A4 (reddish-brownish)
- B1 - B4 (reddish-yellowish)
- C1 - C4 (greyish shades)
- D2 - D4 (reddish-grey)


Tips for shade-taking

- If possible, determine the shade under daylight conditions or standardised daylight lamps, and not under normal indoor lighting conditions.
- The shade-taking environment should preferably be in muted colours. Patients should be asked to remove lipstick or any cosmetics which could have an influence on shade-taking. Clothing in pronounced colours should be covered with a grey overall.
- Make your choice swiftly; always accept your first decision, since the eyes begin to tire after approx. 5 – 7 seconds.

VITA classical A1-D4® shade guide products

VITA classical A1-D4® shade guide



Description		Prod. no.
VITA classical A1-D4 shade guide		B027C
VITA classical A1-D4 shade guide		B027I

VITA classical A1-D4 shade guide with VITA Bleached Shades



Product description

VITA Bleached Shades offer the dentist a practical tool for the reliable determination and maintenance of a whitening regimen, and are now available for the VITA classical shade guide. With the additional VITA Bleached Shades, the tooth colours of bleached teeth are also displayed in the VITA classical shade guide.

The VITA Bleached Shades consist of the bleached shades 0M1, 0M2 and 0M3. These are taken from the VITA SYSTEM 3D-MASTER, and are also available as an add-on to the VITA classical A1 - D4 shade guide.

The VITA Bleached Shades add-on is also available as attachment for VITA classical A1-D4 and VITAPAN classical.


Dentists preferring to remain with the VITA 3D-Master shade system, which offers more precise and reproducible shade measurement, will continue to benefit from the VITA Bleachedguide 3D-Master, which is designed specifically for tracking a bleaching regimen.

Tips for shade-taking

- If possible, determine the shade under daylight conditions or standardised daylight lamps, and not under normal indoor lighting conditions.
- The shade-taking environment should preferably be in muted colours. Patients should be asked to remove lipstick or any cosmetics which could have an influence on shade-taking. Clothing in pronounced colours should be covered with a grey overall.
- Make your choice swiftly; always accept your first decision, since the eyes begin to tire after approx. 5 – 7 seconds.

VITA classical A1-D4 shade guide with VITA Bleached Shades products

VITA classical A1-D4 shade guide with VITA Bleached Shades

Description		Prod. no.
VITA classical A1-D4 shade guide with VITA Bleached Shades		B027IV1

VITA Linearguide 3D-MASTER®



Product description

With the VITA Linearguide 3D-MASTER you can determine the correct tooth shade swiftly and accurately. The modern design and systematic structure of the VITA Linearguide enable the appropriate 3D-MASTER shade to be found quickly.

The VITA Linearguide 3D-MASTER facilitates the changeover from traditional shade-taking systems to the precise shade determination and shade communication in the VITA SYSTEM 3D-MASTER.


The VITA Linearguide 3D-MASTER contains the same 29 shade samples as the VITA Toothguide 3D-MASTER.

Features/Benefits

- Classical, linear handling
- Self-explanatory, simple use
- Reliable, fast and precise shade determination for satisfied customers
- Modern design as an expression of perfect esthetics and a clear structure

VITA Linearguide 3D-MASTER® products

VITA Linearguide 3D-MASTER®

Description		Prod. no.
VITA Linearguide 3D-MASTER		B363

VITA Toothguide 3D-MASTER®



Product description

VITA Toothguide 3D-MASTER®

With the VITA Toothguide 3D-MASTER, all natural tooth shades can be determined accurately and systematically.

BLEACHED SHADE GUIDE



The VITA BLEACHED SHADE GUIDE enables the shades of bleached teeth to be determined accurately and systematically using the same principle as the VITA Toothguide.

Features/Benefits

- Determination of the tooth shade in 3 steps
- Unmistakable determination of the tooth shade
- Possibilities of comparison: Yes/No - Better/Worse decision
- Tooth shades precisely defined by science (miscible)
- Can be learned

VITA Toothguide 3D-MASTER® products

VITA Toothguide 3D-MASTER®

Description		Prod. no.
VITA BLEACHED SHADE GUIDE, Shade Group 0		B2600MS
VITA Toothguide 3D-MASTER with BLEACHED SHADE GUIDE		B360

VITA Bleachedguide 3D-MASTER®



Product description

The VITA Bleachedguide 3D-MASTER is the best way to plan and monitor tooth whitening processes. It has a logical structure, similar to that of the VITA SYSTEM 3D-MASTER, based on the three parameters of brightness (value), chroma (saturation) and hue (color).



In addition, the 29 shade levels defined by the American Dental Association (ADA) are integrated in the VITA Bleachedguide 3D-MASTER. The VITA Bleachedguide 3D-MASTER uses this globally recognized standard for shade level assessment and is therefore recommended for every dental professional.

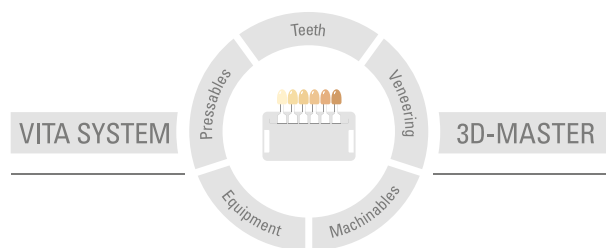
Features/Benefits

- The clear organization – now with additional numerical designation – supports communication between dentist and patient. The numerical grades of the VITA 3D-MASTER Bleachedguide are based on the brightness levels defined by the American Dental Association, and facilitate accurate recording of grades in the bleaching process.
- The desired result of the tooth bleaching procedure is clearly defined with the patient prior to treatment using sample color sticks, and then checked after treatment has been completed.
- The appropriate color for the treatment is determined with the VITA Toothguide 3D-MASTER and achieved using the appropriate materials.

VITA Bleachedguide 3D-MASTER® products

VITA Bleachedguide 3D-MASTER®

Description		Prod. no.
VITA Bleached Shades (extension set) with 2 adapter and 3 shade samples		B027BS
VITA Bleachedguide 3D-MASTER		B361



This information issued: 03-2019

Our products were developed specifically for dental use and must be processed according to the instructions for use. The information/illustrations contained herein do not constitute an assurance of properties and are not binding.

VITA

VITA Zahnfabrik H. Rauter GmbH & Co.KG
Postfach 1338 · D-79704 Bad Säckingen · Germany
Tel. +49 (0) 7761/562-0 · Fax +49 (0) 7761/562-299
Hotline: Tel. +49 (0) 7761/562-222 · Fax +49 (0) 7761/562-446
www.vita-zahnfabrik.com · info@vita-zahnfabrik.com
 facebook.com/vita.zahnfabrik