

# VITA ENAMIC® HYBRID CERAMIC

Information for dental technicians



VITA shade determination

VITA shade communication

VITA shade reproduction

VITA shade control

Date of issue: 02.19




VITA – perfect match.

**VITA**

## CONCEPT AND BENEFITS

**VITA ENAMIC**<sup>®</sup> simplifies the fabrication of esthetic restorations, as the material can be processed efficiently and precisely, while maintaining high reliability. Read on to learn more.





*The VITA ENAMIC formula for success:  
elasticity + strength = reliability<sup>2</sup>*



## VITA ENAMIC® HYBRID CERAMIC – SIMPLE, PRECISE AND ESTHETIC



### What?

- VITA ENAMIC is the world's first and only tooth-colored hybrid dental ceramic featuring a dual ceramic-polymer network structure.
- The material combines enormous load capacity with high elasticity, allowing simple, efficient and precise fabrication of dental restorations.

### What for?

VITA ENAMIC is particularly suited for:

- delicate, esthetic monolithic reconstructions and implant-supported restorations that benefit from high load capacity.

### With what?

VITA ENAMIC is available in several different variations and translucency levels:

- VITA ENAMIC, VITA ENAMIC multiColor
- T (Translucent), HT (High Translucent), ST (Super Translucent)

## A MATERIAL FOR A VARIETY OF SOLUTIONS

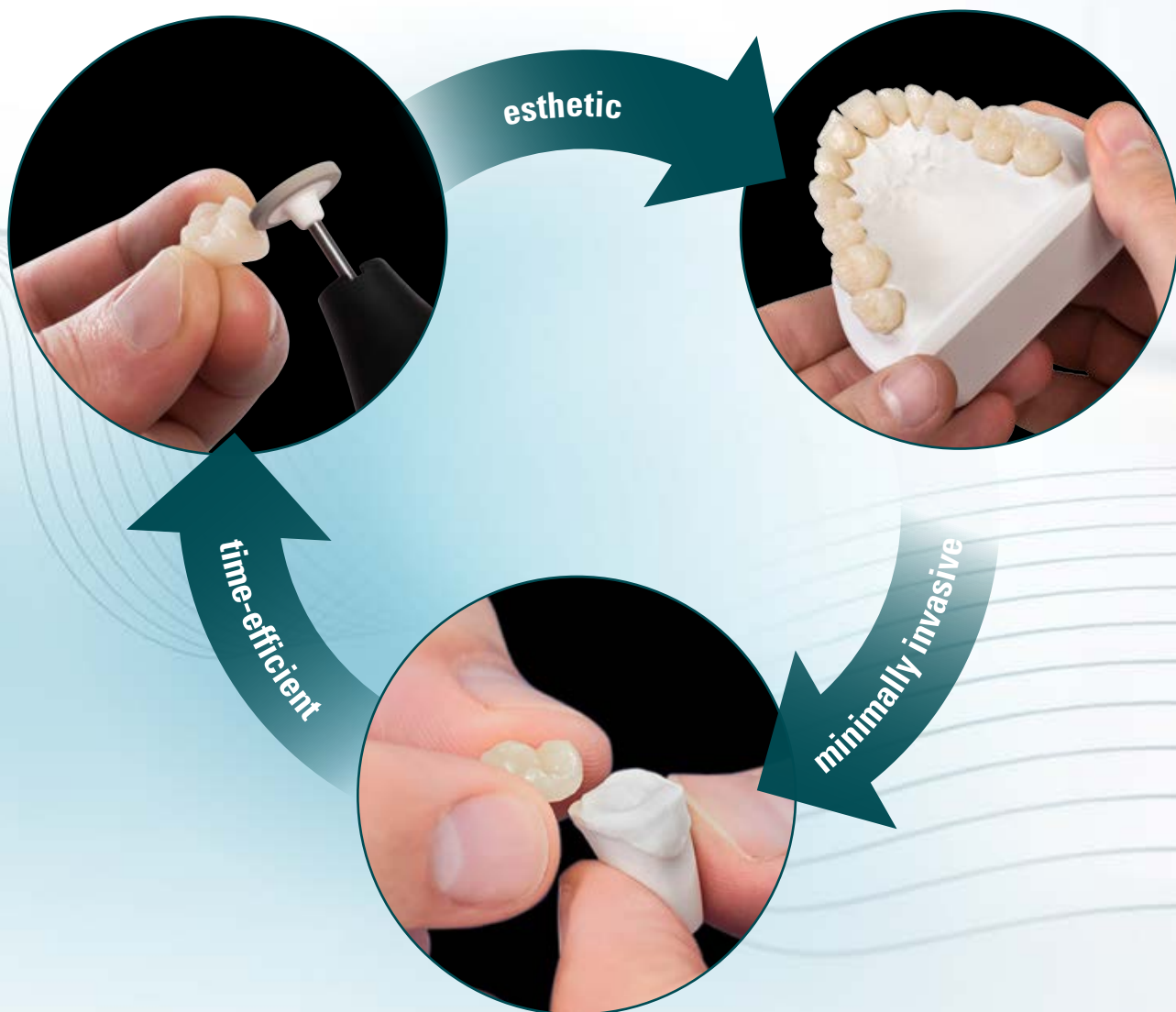


### VITA ENAMIC® variations

- Monochromatic CAD/CAM blanks in three translucency levels for delicate, minimally invasive monolithic reconstructions.
- Multichromatic CAD/CAM blanks with integrated tooth color gradient for esthetic monolithic reconstructions at the push of a button.
- Mono- and multichromatic CAD/CAM blanks for the fabrication of implant-supported restorations with integrated "buffer function."\*

\*) For Sirona inLab MC XL users, special monochromatic VITA ENAMIC IS blanks with an integrated interface to an adhesive/titanium base are available to enable the fabrication of implant-supported reconstructions.

## THE ADVANTAGES



### **Time-efficient**

- Highly efficient completion of restorations by polishing or glazing and avoiding complex reworking steps or crystallization/sintering firing.

### **Natural and esthetic**


- The ability to simply achieve natural and esthetic results, since the tooth-colored hybrid ceramic blanks feature outstanding light optical properties.

### **Minimally invasive**

- Fabricating detailed, minimally invasive restorations, since the material allows for thin walls and thinning marginal areas.

### **Reliable**

- The ability to produce durable implant-supported restorations with integrated buffer function from the enormously resistant hybrid ceramic.



**VITA ENAMIC:**  
*Just polish and  
deliver immediately!*

# VITA ENAMIC®: MORE POSSIBILITIES FOR DIGITAL DENTAL TECHNOLOGY



minimally  
invasive  
restorations

esthetic  
restorations



implant-  
supported  
restorations





**Why?**

VITA ENAMIC opens up new possibilities for the efficient and highly precise digital fabrication of esthetic reconstructions.

**What for?**

**VITA ENAMIC:** Recommended indications

- minimally invasive reconstructions with reduced wall thicknesses
- posterior crowns that offer high load capacity in cases with limited space availability
- precise repair of small defects (e.g., delicate inlays)
- non-/minimally-invasive reconstruction of occlusal surfaces (table tops)
- monolithic veneering structures for digital hybrid bridges
- Implant-supported abutment crowns and mesostructures

**VITA ENAMIC multiColor:** Recommended indications

- esthetic crown restorations with vivid play of color/light
- delicate (non-prep) veneers for cosmetic reconstructions

## EFFICIENT REPRODUCTION OF TOOTH SHADES



### Simple shade reproduction

- Tooth-colored hybrid ceramic blanks in numerous VITA shades (0M1 – 4M2) enable fast and reliable reproduction of the natural tooth shade.

### Various solutions

- Thanks to excellent light refraction properties and blanks available in three translucency levels, numerous esthetic challenges can be efficiently solved with VITA ENAMIC.

## USING THE UNIQUE MATERIAL CONCEPT



### Proven material concept

- With VITA ENAMIC, the proven concept of reinforced ceramic-polymer materials, which has already been tried and tested in construction and aircraft construction, is now available for dental applications.

### Reinforced ceramic structure

- In VITA ENAMIC, the dominant ceramic network is reinforced by a polymer network to ensure improved mechanical properties.

### Used a million times over

- Since 2013, VITA ENAMIC hybrid ceramic has been used to fabricate approximately 1.5 million units in numerous laboratories and practices all over the world.



## THE RESTORATIVE CONCEPT

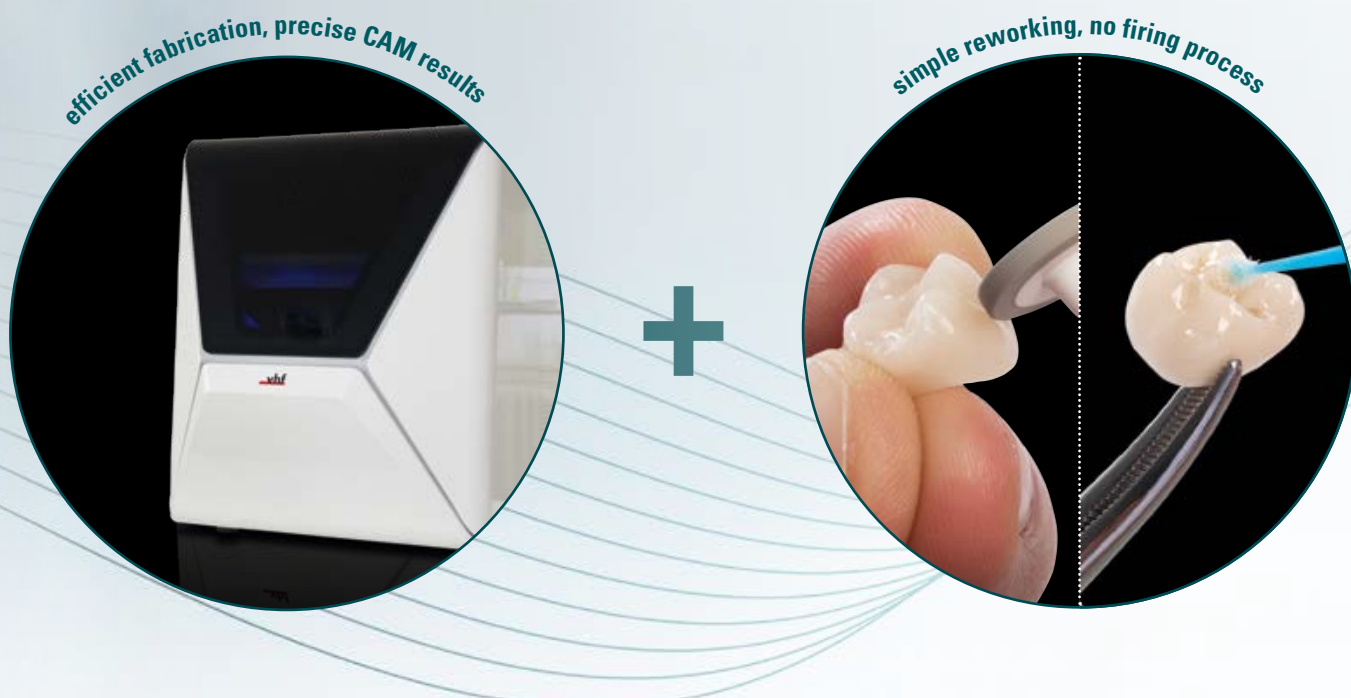
Using a two-step restorative concept, **VITA ENAMIC®** hybrid ceramic allows the efficient fabrication of esthetic restorations. Learn more now.



**En**

**VITA ENAMIC:**  
*For efficient fabrication of  
dental restorations at an ideal  
price-performance ratio.*

# THE MONOLITHIC TWO-STEP RESTORATIVE CONCEPT – EFFICIENT AND NATURAL



## 1. CAM FABRICATION\*

→ approx. 5 – 20 min.



## 2. REWORKING/ POLISHING\*\*

→ approx. 5 min.



Workflow example: VITA ENAMIC posterior crown, monolithic – 2 steps (block blank, tooth-colored)

## 1. CAM FABRICATION\*

→ approx. 15 – 30 min.

## 2. REWORKING

→ approx. 2 min.

## 3. SINTERING PROCESS

→ approx. 80 min. (= speed sintering process)

Workflow example: posterior crown made of zirconia ceramic, monolithic - 5 steps (disc blank, precolored)

\*) Note: Exemplary representation of the system; grinding/milling times may vary depending on the CAM system, software, processing strategy and blank geometry.  
 \*\*) Instead of polishing, staining and glazing with light-curing stains is also an option.



natural and esthetic



**FINAL RESULT!**

**4. CHARACTERIZATION/GLAZING**  
→ approx. 2 min.

**5. GLAZE FIRING/STAINS FIRING**  
→ approx. 10 – 15 min.


**FINAL RESULT**



## **FACTS AND FEATURES**

**VITA ENAMIC®** is the material for efficient fabrication of detailed and reliable restorations. Read all the facts and features.





**VITA ENAMIC:**  
*The hybrid ceramic enables very  
delicate and precise restorations!*



## TWO BENEFITS FOR EFFICIENT AND COST-EFFECTIVE FABRICATION

### 1. Time-efficient fabrication, thanks to unique material structure

**1. CAM fabrication:**  
approx. 5 - 20 minutes\*

**2. Reworking:**  
approx. 2 minutes

**3. Polishing:**  
approx. 3 minutes  
**or Glazing:**  
approx. 3 minutes

done! 

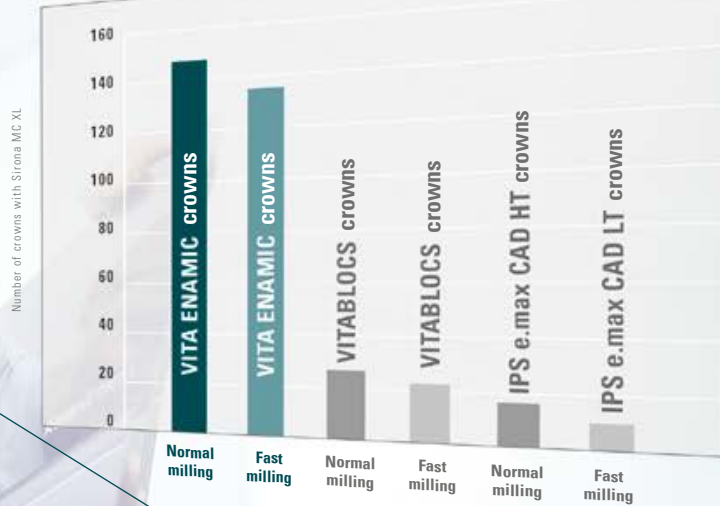
**VITA ENAMIC**

- enables the fabrication of restorations within a short period of time and avoids complex reworking or a crystallization/sintering firing process
- is finalized by polishing/glazing immediately after CAM fabrication and can be delivered to the practice immediately afterwards

\*) Note: Exemplary representation of the system; grinding/milling times may vary depending on the CAM system, software, processing strategy and blank geometry.

## 2. Cost-effective CAD/CAM fabrication, thanks to long tool life!

Life of milling tools for CAM fabrication of molar crowns



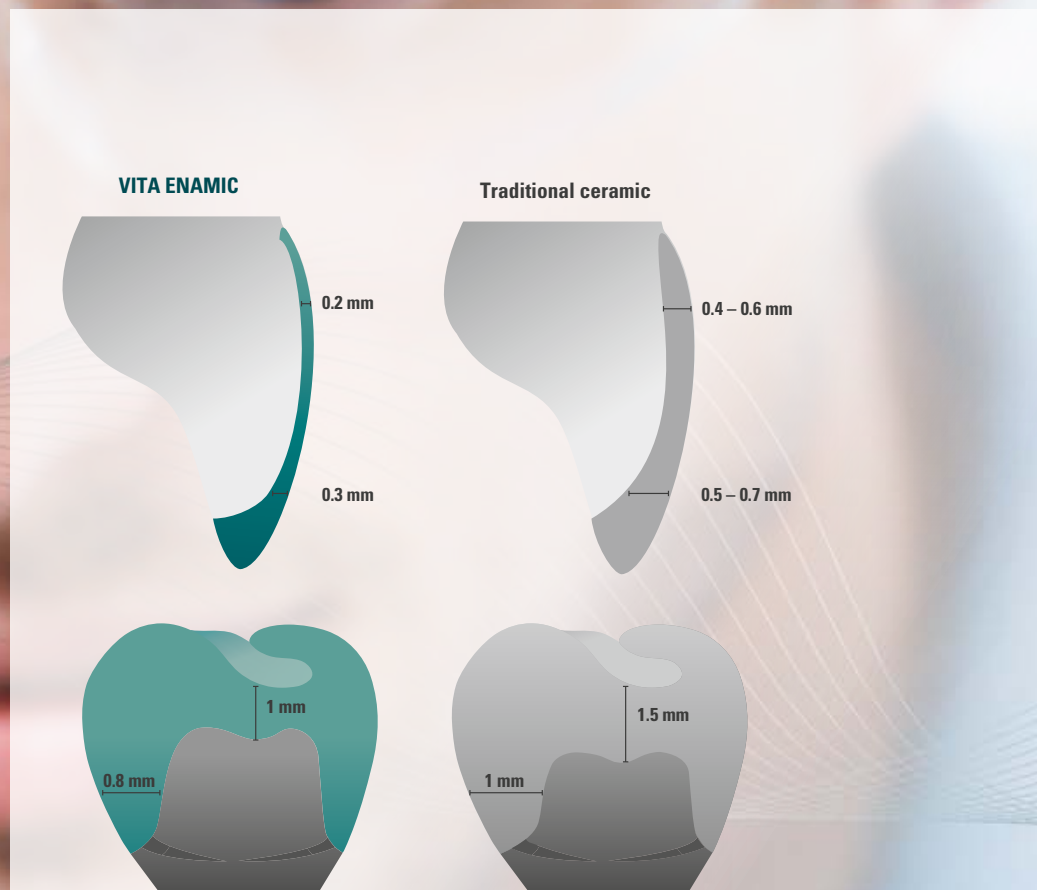
Source: Internal study VITA R&D, Schleiferstandzeitversuche zur CAM-Fertigung von Molarenkronen aus o. g. Materialien mit jeweils einem neuen Schleiferpaar mittels Sirona MC XL-Schleifeinheit, Software 3.8 x, report 03/10 ([1] see back of brochure)

### VITA ENAMIC

- **enables cost-effective processing with numerous systems**  
the hybrid ceramic allows long tool life
- **milling tools last up to seven times longer when tested**  
compared to glass ceramics, when fabricating crowns with Sirona MC XL

## TWO BENEFITS FOR RESTORATIONS WITH PARTICULARLY SMALL DIMENSIONS

### 1. Minimally invasive restorations, thanks to reduced wall thickness!



#### VITA ENAMIC

- **enables minimally invasive restorations**  
reduced wall thickness is possible, thanks to high resilience
- **is especially advantageous in cases of limited space**  
where natural tooth structure must be preserved

## 2. Delicate reconstructions, thanks to integrated elasticity!



Source: Internal study VITA R&D; Visuelle Begutachtung von „Non-Prep“-Veneers aus o. g. Materialien mit Wandstärken von ca. 0,2 mm nach CAM-Fertigung mit Sirona MC XL-Einheit, Important: The manufacturer has not approved the use of IPS Empress CAD and IPS e.max CAD for a wall thickness of approx. 0.2 mm; report 10/2011 ([1], see back of brochure).

### VITA ENAMIC

- **enables CAM fabrication of extremely delicate reconstructions**  
thanks to the low brittleness of the material
- **exhibits excellent CAM machinability in the test**  
the veneer geometry (approx. 0.2 mm) could only be achieved with hybrid ceramic-polymer materials\*

\*) Important! The manufacturer has not approved the use of IPS Empress CAD and IPS e.max CAD for a wall thickness of approx. 0.2 mm.

## TWO BENEFITS FOR HIGH-PRECISION RESULTS

### 1. Detailed morphology, thanks to ideal CAM machinability!

*VITA ENAMIC: The CAD/CAM material to achieve accurate and detailed results!*


**En**



#### **VITA ENAMIC**


- enables CAM reconstructions with high accuracy for exact reproduction of the function

## 2. Precise results for exact marginal fit, thanks to edge stability!



IPS e.max CAD

Source: Internal study VITA R&D, Untersuchung von standardisierten Dreiecksformkörpern (30° Keil, Aufsicht) aus o. g. Materialproben mittels REM nach CAM-Fertigung mit Sirona MC XL-Schleifeinheit, 200-fache Vergrößerung, report 05/10 ([1], see back of brochure).



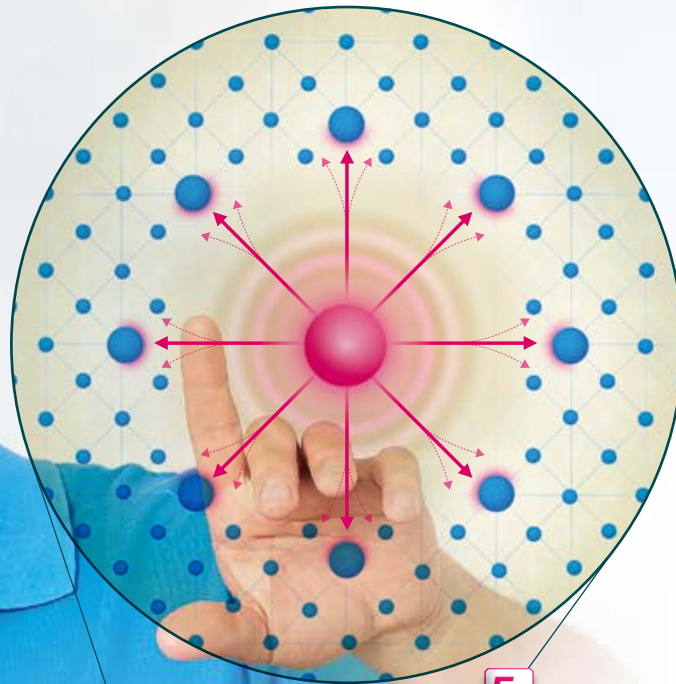
VITA ENAMIC

### VITA ENAMIC

- **enables precise and thinning marginal areas** for exact marginal fit, thanks to high edge stability
- **produces high marginal precision when tested** for objects with marginal areas and limited space


## THREE REASONS FOR HIGH RELIABILITY

### 1. Reliability, thanks to durable material structure!

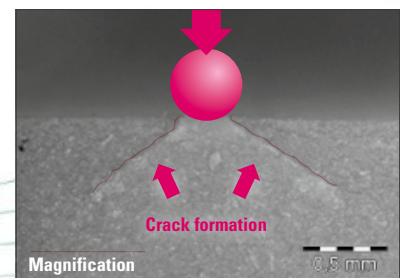


**En**

*VITA ENAMIC: material with integrated "crack-stop function"*



**VITA ENAMIC** hybrid ceramic



Traditional silicate ceramic

Source: Internal study VITA R&D; Analyse des Querschnitts der Bruchflächen o. g. Materialproben nach Vorschädigung mit einer Wolframcarbidgeugel, report 11/13 ([1], see back of brochure).

#### **VITA ENAMIC**

- **exhibits outstanding reliability and durability**  
the polymer network is able to stop crack propagation
- **reveals plastic deformation after prior damage in the test**  
whereas, traditional ceramics reveal noticeable cracks



## 2. Clinical stability, thanks to enormous load capacity!



Source: Boston University, Prof. Dr. Russell Giordano, Boston, USA; Statische Bruchlastuntersuchung zu monolithischen, CAD/CAM-gefertigten und adhäsiv befestigten Kronen aus o. g. Materialien, report 07/13 ([3], see back of brochure).

### VITA ENAMIC

- **indicates very good clinical stability**  
since the material offers enormous load capacity after adhesive bonding
- **reaches the highest average fracture load value of 2,766 N**  
of all CAD/CAM materials examined in the test

**3. Excellent resilience – hybrid ceramic features high fracture load capacity and extraordinary elasticity**

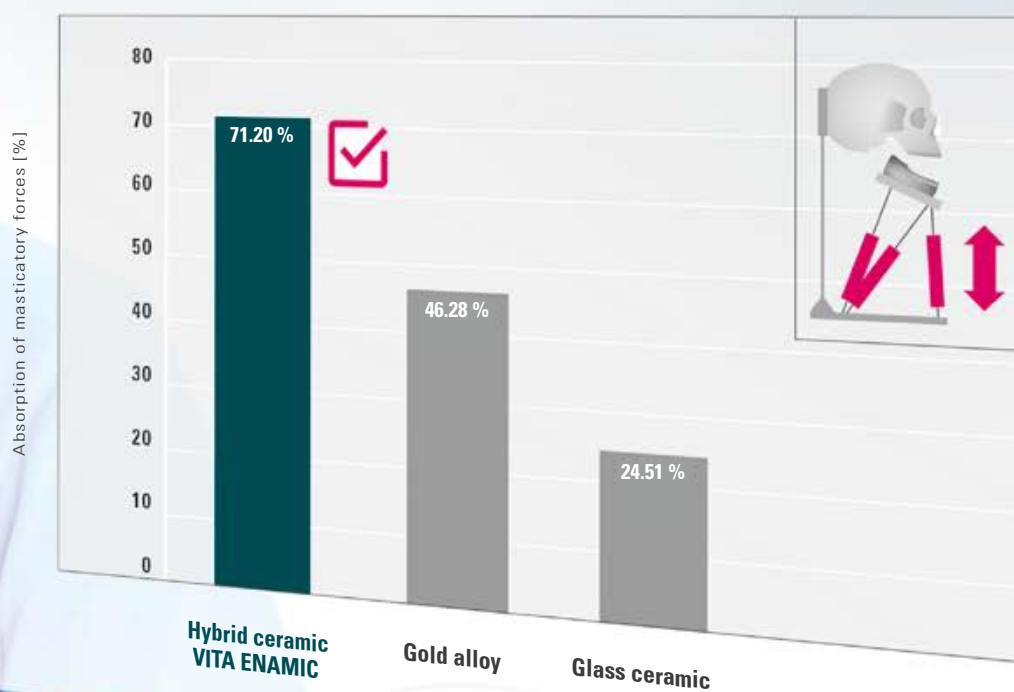


**En**

*Thanks to its polymer network, VITA ENAMIC offers an integrated "buffer function."*



### Absorption of masticatory forces compared to zirconia (ZrO<sub>2</sub>)



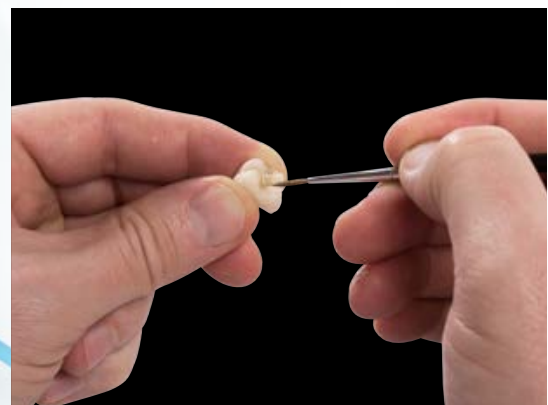
Source: University of Genoa, Dr. Maria Menini et al., Genoa, Italy; Messungen zur Kraftübertragung auf den simulierten periimplantären Knochen mittels monolithischen Kronen aus o. g. Materialien auf einem stilisierten Implantatabutment, report 01/15, ([2], see back or brochure).

#### VITA ENAMIC

- **enables reconstructions with excellent resilience**  
since the material features an integrated "buffer function"
- **is able to absorb 70 percent of the forces in the test**  
compared to very rigid zirconia material

## ALLOWS FOR NUMEROUS ESTHETIC POSSIBILITIES

Natural esthetics, due to efficient characterization/individualization



1. Staining

### VITA ENAMIC

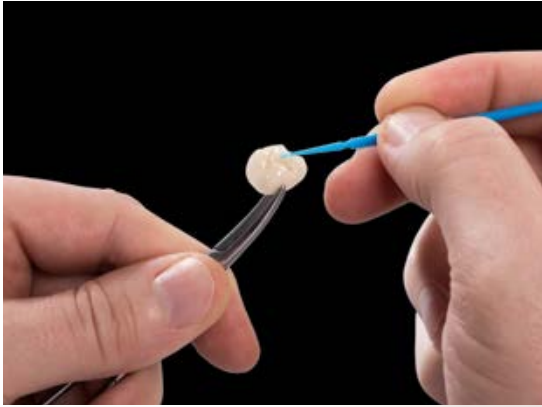
- can be efficiently characterized with light-curing stains for natural and esthetic restorations



1. Cut-back

### VITA ENAMIC

- can be individualized with veneering composite after the cut-back for lifelike results in the anterior area



2. Glazing



2. Individualizing





## SYSTEM AND COMPONENTS

**VITA ENAMIC®** is available in a variety of geometries, translucency levels and shades. Perfectly matched system components enable efficient processing. Read on to learn more.



**VITA ENAMIC:**  
*Suitable for various applications  
and efficient processing.*

**SYSTEMKOMPONENTEN**



Charakterisierung  
mit VITA ENAMIC Stains



(Selbst-adhäsive Befestigung)  
VITA ADIVA 1.0

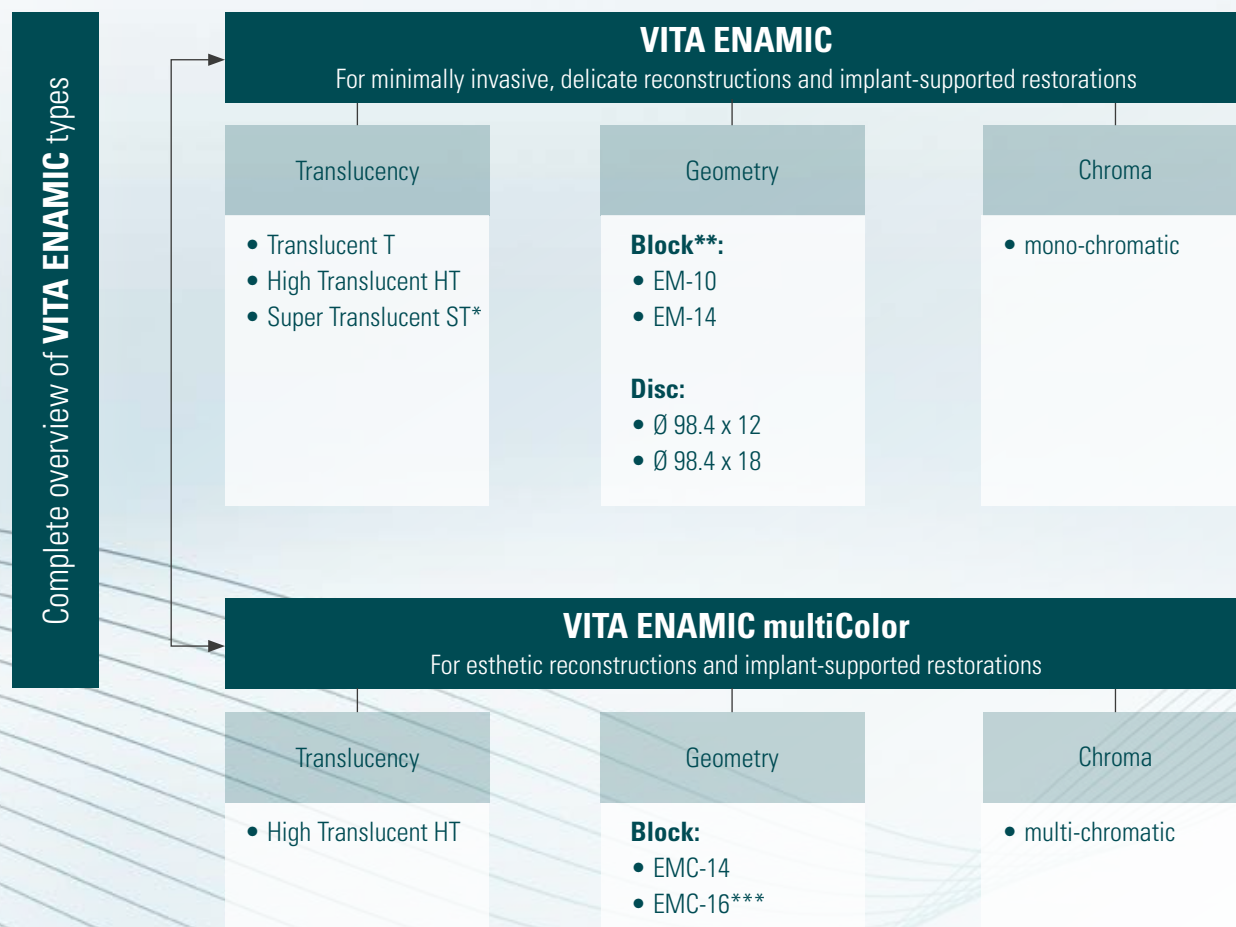


Individualisierung  
mit VITA VIN LC flow



VITA ENAMIC  
Polierinstrumente

## TYPES, GEOMETRIES, TRANSLUCENCY LEVELS



\*) The ST type is only offered in the geometry EM-14.

\*\*) The additional geometries IS-14 (in T) and IS-16 (in HT) are available for Sirona inLab MC XL users. These already have an integrated interface to an adhesive/titanium base. For more information visit [www.vita-zahnfabrik.com](http://www.vita-zahnfabrik.com).

\*\*\*) Available from spring 2019



## AVAILABLE SHADES

Translucency levels	VITA SYSTEM 3D-Master range of shades									
	0M1	1M1	1M2	2M1	2M2	2M3	3M1	3M2	3M3	4M2
Super Translucent*		■	■		■			■		■
High Translucent**	■	■	■	■	■	■	■	■	■	■
Translucent***	■	■	■	■	■	■	■	■	■	■

\*) Super Translucent (ST) is available in the EM-14 type.

\*\*) Limited range of shades for VITA ENAMIC multiColor EMC-14, IS-16 and discs: available in 1M1-HT, 1M2-HT, 2M2-HT, 3M2-HT and 4M2-HT.

\*\*\*) Limited range of shades for VITA ENAMIC IS-14/Discs: IS-14 available in 1M1-T, 1M2-T, 2M2-T, 3M2-T and 4M2-T; discs available in 1M2-T, 2M2-T and 3M2-T.

## RECOMMENDED INDICATIONS (for each type/level of translucency)

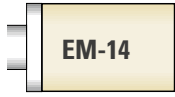


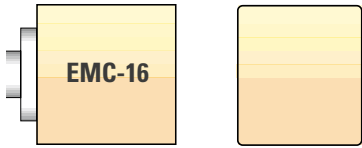


Degree of translucency	VITA ENAMIC			VITA ENAMIC multiColor
	T Translucent	HT High Translucent	ST Super Translucent	HT High Translucent
Indication				
	—	○	●	○
	—	○	●	○
	—	●	○	—
	—	●	○	○
	—	●	●	●
	—	●	○	●
	●*	●	—	●
	●	—	—	—
	●*	●	—	○
	—	●**	—	●**

● recommended ○ possible

\*) Due to the comparatively high opacity, Translucent is recommended when metal structures or discolored natural tooth substance need to be masked.

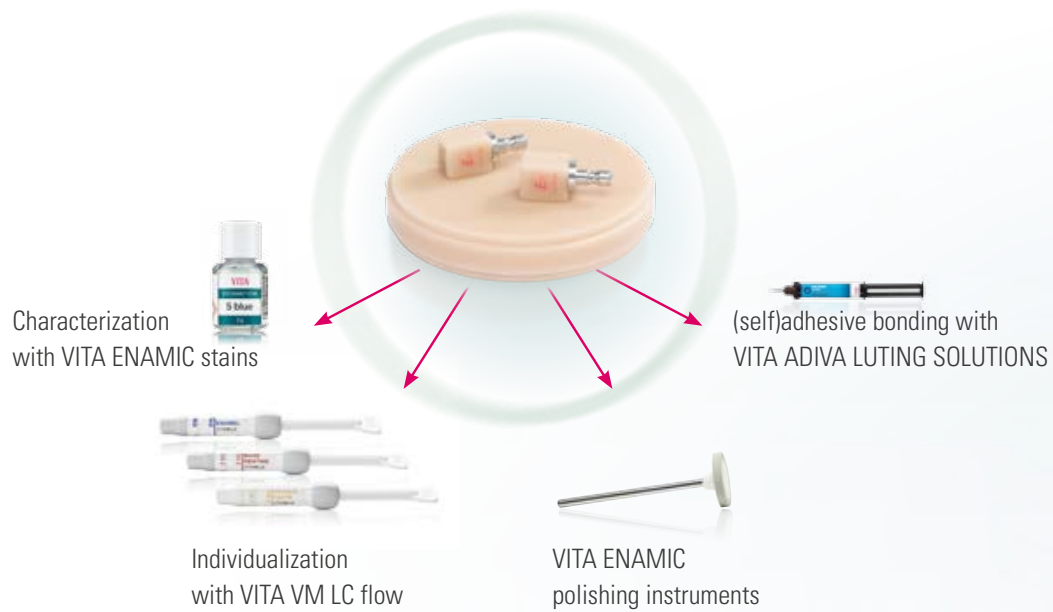
\*\*) VITA ENAMIC is exclusively approved for the fabrication of veneering structures (VITA Rapid Layer Technology).

## AVAILABLE GEOMETRIES

VITA ENAMIC		VITA ENAMIC multiColor	
 <b>EM-14:</b> 12 x 14 x 18 mm	 <b>EM-10:</b> 8 x 10 x 15 mm	 <b>EMC-14:</b> 12 x 14 x 18 mm	 <b>EMC-16*:</b> 18 x 16 x 18 mm
 <b>Disc:</b> Ø 98.4 x h 12 mm, Ø 98.4 x h 18 mm		 12 mm > 18 mm	

\*) Erhältlich ab Frühjahr 2019

## AVAILABLE SYSTEM COMPONENTS



Characterization with VITA ENAMIC stains

(self)adhesive bonding with VITA ADIVA LUTING SOLUTIONS

Individualization with VITA VM LC flow

VITA ENAMIC polishing instruments

## DESCRIPTION OF COMPONENTS



### **VITA ENAMIC blanks**

Pack of five VITA ENAMIC hybrid ceramic blanks.  
Pack of 1 VITA ENAMIC hybrid ceramic disc



### **VITA ENAMIC Starter Set technical**

10 packs of five VITA ENAMIC blanks in five shades and two translucency levels and one VITA ENAMIC Polishing Set technical.



### **VITA ENAMIC Polishing Set technical**

Two-stage polishing system with a total number of eight pre- and high-gloss polishers for the handpiece.



### **VITA ENAMIC STAINS KIT**

Includes six light-curing stains and accessories for the reproduction of natural shade nuances of VITA ENAMIC restorations.



### **VITA VM LC flow**

Light-curing, low-viscous composite materials for individualizing restorations, including VITA ENAMIC.



### **VITA ADIVA LUTING SOLUTIONS**

Luting system for full-adhesive, self-adhesive and temporary luting of restorations.



## SYSTEM COMPATIBILITY

### CAD/CAM systems

#### VITA ENAMIC – SYSTEM SOLUTIONS\*

VITA offers VITA ENAMIC with specific holder systems for these CAD/CAM systems:

- inLab (Dentsply Sirona)
- Ceramill mikro IC/Ceramill Motion 2 (Amann Girschbach AG)
- KaVo ARCTICA/Everest (KaVo Dental GmbH)
- Planmill 40/PlanMill 40S (Planmeca)
- TS150 (Glidewell Laboratories)
- MyCrown Mill (FONA Dental s.r.o.)

#### VITA ENAMIC – UNIVERSAL SOLUTIONS\*

VITA offers VITA ENAMIC with a universal holder system for these CAD/CAM systems:

- CORiTEC line (imes-icore GmbH)
- DGSHAPE DWX line (DGSHAPE Corporation)
- CS 3000 (Carestream Inc.)
- N4/R5/S1/S2/Z4/R5 (vhf camfacture AG)
- DMG ULTRASONIC line (DMG Mori AG)
- Röders RXD line (Röders GmbH)
- Zfx Inhouse5x (Zfx GmbH)
- MILLING UNIT M line (Zirkonzahn S.r.l.)
- Organical Desktop line (R+K CAD/CAM Technologie GmbH & Co. KG)

### BONDING SYSTEMS\*\*

VITA ENAMIC restorations can be fully and self-adhesively bonded. Bonding is carried out based on the proven protocol for feldspar ceramics. The hybrid ceramic is etched (60 sec) with hydrofluoric acid (VITA ADIVA CERA-ETCH), cleaned and then silanized (VITA ADIVA C-PRIME). Information on bonding is available at [www.vita-zahnfabrik.com/adiva](http://www.vita-zahnfabrik.com/adiva)



#### Recommended system

- **VITA ADIVA LUTING SOLUTIONS** (full-/self-adhesive)

#### Other systems

- Variolink Esthetic (Ivoclar Vivadent), Vitique (DMG)
- NX3 (KerrHawe), Calibra Ceram (DENTSPLY), RelyX Ultimate (3M ESPE), Bifix QM (VOCO)
- PANA VIA F2.0/PANA VIA V5 (Kuraray), DuoCem (Coltène/Whaledent)

\*) The range of geometries/shades of VITA CAD/CAM materials available may vary for the individual CAD/CAM system partners or systems.

\*\*\*) Self-adhesive systems may only be used for crown restorations.

## IDEAL SOLUTIONS IN THE PROCESS



\* Note "Optional process steps": The hybrid ceramic can be seated directly after milling and polishing. Characterization with light-curing stains and individualization with veneering composite are optional process steps.





## WE ARE HAPPY TO HELP

> More information about the products and processing is also available at [www.vita-zahnfabrik.com](http://www.vita-zahnfabrik.com)



### Hotline Sales Support

Mr. Udo Wolfner and his team (Internal Sales Department) will be glad to assist you with orders or questions about the delivery, product data and marketing materials.

**Phone +49 (0) 7761 / 56 28 84**

► **Fax +49 (0) 7761 / 56 22 99**

**8:00 a.m. to 5 p.m. CET**

**E-mail: [info@vita-zahnfabrik.com](mailto:info@vita-zahnfabrik.com)**



### Technical Hotline

If you have technical questions concerning VITA product solutions, you can contact our technical specialists, Mr. Ralf Mehlin or Mr. Daniel Schneider.

**Phone +49 (0) 7761 / 56 22 22**

► **Fax +49 (0) 7761 / 56 24 46**

**8:00 a.m. to 5 p.m. CET**

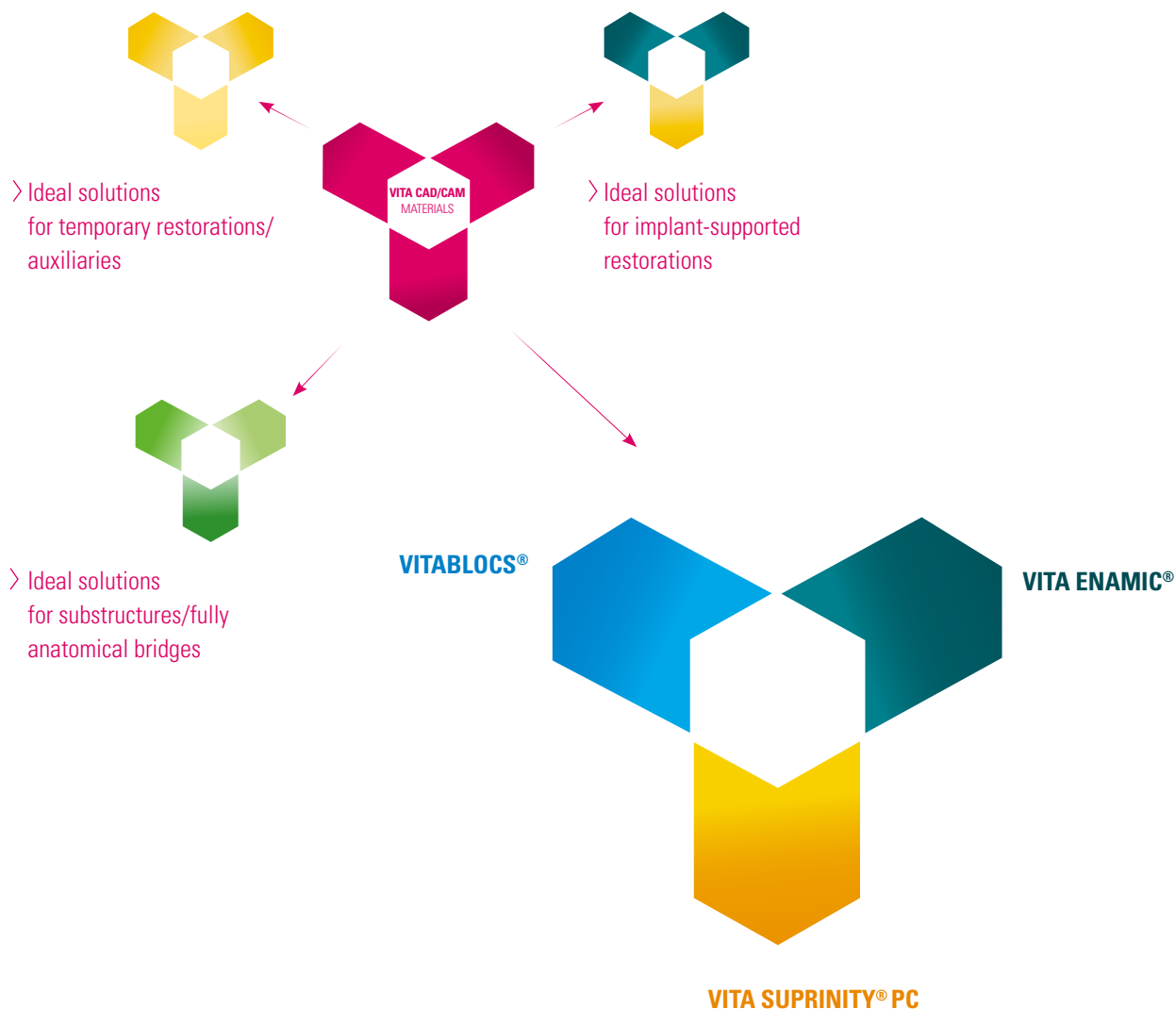
**E-mail: [info@vita-zahnfabrik.com](mailto:info@vita-zahnfabrik.com)**

> Additional international contact information can be found at [www.vita-zahnfabrik.com/contacts](http://www.vita-zahnfabrik.com/contacts)





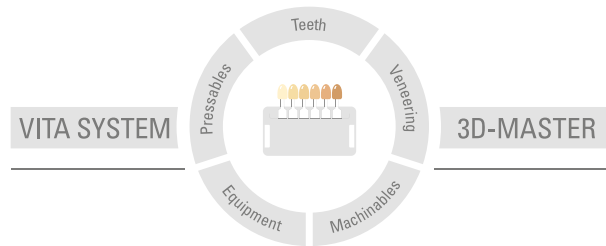
## VITA CAD/CAM MATERIALS – for ideal solutions. Proven a million times over.



### > **Ideal solutions for single-tooth restorations**

Over the course of 30 years, more than 20 million single-tooth restorations have been fabricated using esthetic tooth-colored VITA CAD/CAM ceramics. Today, laboratories can choose the perfect material solution for their individual needs, from highly esthetic feldspar ceramics, high-strength glass ceramics and innovative hybrid ceramics to treat a variety of single-tooth indications. In addition, these CAD/CAM ceramics are distinguished by simple and efficient processing.

More information about VITA ENAMIC  
is available at [www.vita-enamic.com](http://www.vita-enamic.com)



#### Bibliography:

##### 1. Internal studies, VITA R&D:

VITA Zahnfabrik H. Rauter GmbH & Co. KG  
Research and Development Division  
Spitalgasse 3, 79713 Bad Säckingen, Germany  
Dr. Enno Bojemüller, head of Solid State Analysis VITA R&D, VITA Zahnfabrik,  
Bad Säckingen  
Dr.-Ing. Andrea Coldea, Material Development, R&D Inorganic Chemistry,  
Bad Säckingen  
Dr. Berit Müller, project manager for VITA R&D, VITA Zahnfabrik, Bad Säckingen  
Prof. Dr. Dr. Jens Fischer, R&D division director, Bad Säckingen

##### 2. Menini M.

In-vitro-Test zur Fähigkeit der Hybridkeramik,  
Kräfte zu absorbieren, January 2015.  
Investigator: Dr. Maria Menini, Department for fixed and implant-prosthetic  
restorations, University of Genoa, Italy

##### 3. Giordano R.

Development of Novel All-Ceramic Restorations and Wear, Strength, and Fatigue  
of Restorative Materials  
Research Report, Juli 2013  
Principal Investigator: Russell Giordano, D.M.D., D.M.Sc., Director of Biomaterials  
Boston University, Goldman School of Graduate Dentistry, Department of  
Biomaterials, Boston MA, USA

For detailed test data, see Technical and scientific documentation VITA ENAMIC®  
Download at [www.vita-enamic.com](http://www.vita-enamic.com)

**Please note:** Our products must be used in accordance with the instructions for use. We accept no liability for any damage resulting from incorrect handling or usage. The user is furthermore obliged to check the product before use with regard to its suitability for the intended area of applications. We cannot accept any liability if the product is used in conjunction with materials and equipment from other manufacturers that are not compatible or not authorized for use with our product and this results in damage. The VITA Modulbox is not necessarily a component of the product. Date of issue of this information: 02.19

After the publication of this information for use any previous versions become obsolete. The current version can be found at [www.vita-zahnfabrik.com](http://www.vita-zahnfabrik.com)

VITA Zahnfabrik has been certified and the following products bear the CE mark **CE 0124**:

#### VITA ENAMIC®

Sirona CEREC® and inLab® MC XL are registered trademarks of Sirona Dental Systems GmbH, Bensheim, Germany. IPS Empress CAD®, IPS e.max CAD®, Tetric EvoCeram® and Variolink® II are registered trademarks of Ivoclar Vivadent AG, Schaan, Liechtenstein. Lava® Ultimate, Sinfony™ and RelyX Unicem™ are registered trademarks of 3M Company or 3M Deutschland GmbH and CERASMART™ is a registered trademark of GC.

#### Acknowledgements

We would like to thank MDT Maurice T. Anderson (Bad Säckingen, Germany) for the fabrication of numerous VITA ENAMIC reconstructions.

# VITA

VITA Zahnfabrik H. Rauter GmbH & Co.KG  
Spitalgasse 3 · D-79713 Bad Säckingen · Germany  
Tel. +49(0)7761/562-0 · Fax +49(0)7761/562-299  
Hotline: Tel. +49(0)7761/562-222 · Fax +49(0)7761/562-446  
[www.vita-zahnfabrik.com](http://www.vita-zahnfabrik.com) · [info@vita-zahnfabrik.com](mailto:info@vita-zahnfabrik.com)  
 [facebook.com/vita.zahnfabrik](https://www.facebook.com/vita.zahnfabrik)